

2007
CLASS C
MOTORHOMES

DEDICATED TO QUALITY,
INNOVATION AND
VALUE.

GULF STREAM

COACH, INCORPORATED

VISTA CRUISER





Mercedes Benz Power

The pure performance power of the 2500 SHC Sprinter is extraordinary. Designed by some of the best and most innovative automotive engineers in the world, this diesel powered 5-cylinder engine with four valves per cylinder combined with an exhaust driven turbocharger delivers responsive acceleration, superb fuel economy, and more power (154 hp) than you would ever expect from a vehicle of this size.

Powerful!

- CDI 2.7 liter Mercedes Benz!
 - 154 hp at 3,800 rpm!
 - 5-cylinder runs like a V-8!
- Exhaust driven turbocharger!
- 243 ft-lbs at 1600-2400 rpm!

Economical!

- Incredible 22 miles per gallon!
- Travel range of 550 miles!

Reliable!

- Maintenance Intervals of 10,000 mi.!
- Engine life expectancy of 200,000 miles plus!
 - 7yr/ 70,000mi
- Powertrain Warranty!
 - 7yr/100,000mi
- Engine Component Warranty!
 - Serviceable at many certified service centers across the nation!



Extremely low entry points, wide sliding doors, and 6' ceiling height allows easy access and seating.



Keyless entry remote and key combined. When not in use this key folds down so its easier on your pockets.



Gulf Stream adds customized Styling to the Vista Cruiser MB giving it a distinguished and recognizable look.



Non-skid surface on running boards secures footing and safety when entering / exiting the vehicle.



Cleanups are made quick and easy with Vista Cruiser's exterior wash and rinse station with both hot and cold control.




Large windows and mirrors provides excellent visibility improving safety and driver convenience.



Retractable antenna can be turned in any direction to optimize television reception.



The low profile roof air conditioning unit provides comfortable conditions



European style acrylic dual pane windows with built in shades and screens provide excellent ventilation on all G-24 Models



City water hookup is fast and easy.



The Vista Cruiser allows you to unplug and experience true independence with an Onan® MicroLite™ 2500 Generator.



Simple to use 30 amp electric hookup makes plugging in at the campground fast and easy.





The Vista Cruiser MB is truly a joy to drive. The ergonomic cockpit is designed with you, the driver, in mind. Innovative features include climate control with air filtration system, tap shift technology, power steering, in dash stereo, easy to read and informative display, cruise control, fully adjustable seating and convenient storage. With everything within your reach you'll drive comfortably knowing that you have everything under control.

CABIN FEATURES



- Driver side airbag
- Power steering



- Easy To read
- Speedometer / Tachometer
- Temp. gauge / Warning lights



- Informative LCD VDO display
- Outside temp display
- Mileage / Gear



- Passenger side airbag
- Keyed under dash compartment



- In dash stereo
- Low Wind / road noise for Optimized listening



- Convenient climate controls
- Isolated climate zones
- One touch lock / unlock



- Adjustable seating
- Beats driver fatigue
- Ergonomic design



- Tap shift technology
- Shift on-the-go
- 5-Speed transmission



Model G-24

Both driver and passenger seats swivel offering the use of the seats to the entire coach when parked. For your safety both seats are pull test certified in the forward facing position.

LIVING QUARTERS FEATURES



- Incorporated convenience
 - Fantastic fan - left
 - G-Sound speakers - right



- LCD TV / DVD / CD / Aux /
 - Adjustable arm mount



- Rear entry with under bunk storage
- Bed retracts to allow for larger loads



Model G-30

The brand new G-30 floorplan gives you more room for visitors with the dinette electric bench seating area. Also featured is new cooking area with covered sink and range, fridge and microwave for convenience and modern looks.



- Marine style commode
- Ample room to move
- Hand held shower head



- Spacious overhead storage
 - Large underbed storage
- Designer bedspread included



- Designer ultra leather seats
 - European styling
 - Removable table



- Deep basin sink with glass cover
- 2-burner LP range with glass cover



- 3.2 cu. ft. Refrigerator



*GRAY EXTERIOR
W/ BLUE ACCENTS*



GOLD EXTERIOR W/ GREY ACCENTS


ANNIGRE / STONE INTERIOR

MAPLE / TAN INTERIOR

WHITE / WOOD INTERIOR




ANNIGRE LAMINATE



MAPLE



WHITE LAMINATE



STONE LINOLEUM



TAN LINOLEUM



WOOD LINOLEUM

STANDARD FEATURES

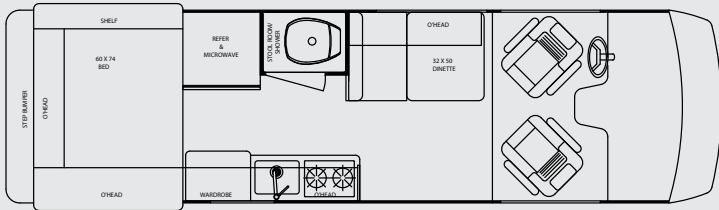
- Power Windows for Driver and Passenger
- Integrated Bumpers, Running Boards & Fenders
- Electronically Adjusted Mirrors
- Flip Down TV/DVD/CD/FM w/ 4 Speaker
- Dual Airbags, Three Point Seat Belts
- Brass and Glass Interior Appointments
- Range, Microwave, Refrigerator, Full Sink
- In Dash Stereo System
- Air Conditioning
- Marine Style Commode
- Remote Keyless Entry
- Cruise Control
- Dual Tone Hardware
- Exterior Shower
- 30 Amp Hookup
- City Water Hookup
- 7 Gallon LP Tank
- Power Door Locks w/ Remote
- Designer Interior

WE'VE GOT YOU COVERED...

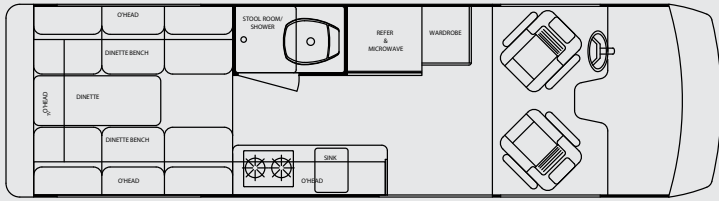
- 1 year / 12,000 mile
Gulf Stream Components Limited Warranty
- 3 year / 36,000 mile
Basic Limited Warranty
- 3 year / Unlimited Mileage
Anti-Corrosion Perforation Limited Warranty
- 7 year / 70,000 mile
Powertrain Limited Warranty
- 7 year / 100,000 mile
Diesel Engine Components Limited Warranty
- **PLUS This unit is Serviceable at many Certified Sprinter Service Centers around the Country**

FOUR GREAT FLOORPLANS

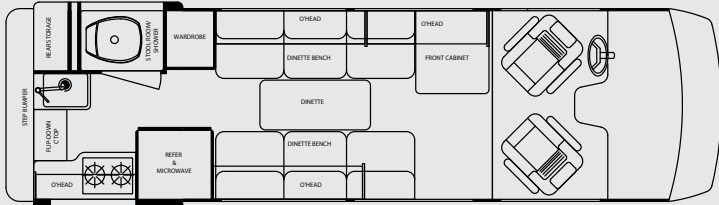
MODEL G-24



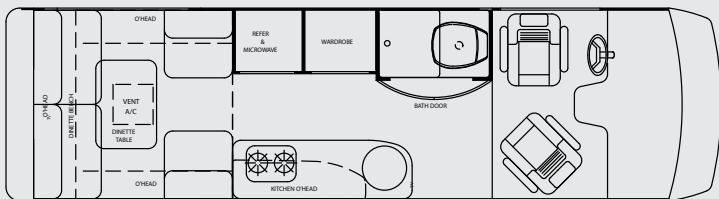
MODEL G-26



MODEL G-28



MODEL G-30



GULF STREAM



COACH, INCORPORATED

2007 VISTA CRUISER MB SPECIFICATIONS

Chassis	Freightliner Chassis
Engine	2.7 Litre 5-cylinder Mercedes Benz, Turbocharged Diesel
Horsepower	154 HP @ 3,800 RPM
Torque	243 ft. lbs. @ 1,600 - 2,400 RPM
GVWR	8550 lbs.
Wheelbase	158"
Ext.. Length	21' 6" (259.4")
Ext.. Height	8'5" (102.0") +A/C unit 9'6" (113")
Ext.. Width	6' 4" (76.1")
Interior Height	6' 1" (73")
Interior Width	5' 8" (68.4")
Fuel System	CDI (Common Direct Rail Injection)
Transmission	Mercedes Benz 5-speed Automatic Transmission w/ Overdrive
Steering	Power Assisted Rack and Pinion
Suspension	Independent Front Suspension
Brakes	4-wheel Hydraulic Disc w/ ABS & ASR (Accel. Skid Control)
Body Type	Steel Unibody Design
Air Bags	Driver and Passenger Side Airbags
Maintenance	Service Intervals of 10,000 miles
Protection	Anti-theft Deterrent Security System (USP Immobilizer)
Fresh	27 Gallons
Gray	12 Gallons
Black	12 Gallons
Water Heater	Warm Water on Demand (Approx. 30° above water temperature)
Fuel Tank	25 Gallons
Fuel Economy	22 M.P.G.
LP Gas Tank	7 Gallons
Generator	2.5 Onan MicroLite®
A/C	11,000 BTU Roof A/C
Furnace	16,000 BTU
Amp Service	30 AMP Service with 30 Amp Converter
Rear Axle Ratio	4.11 (Recommended for frequent use in hilly regions or for towing)
Towing	5,000 Lb. Capacity

**DEDICATED TO QUALITY,
INNOVATION AND
VALUE.**

GULF STREAM



COACH, INCORPORATED
FAMILY VALUE

Gulf Stream Coach

has been a manufacturer of recreational vehicles for over 20 years. Our slogan, "Family Value", speaks to our family-owned company, the value offered in our products and to our customers.

We use advanced manufacturing techniques to build everything from entry-level travel trailers to luxury motorhomes. We offer the largest product line in the industry.

RV dealers and consumers look to Gulf Stream for high-value products offering quality construction, innovative features, contemporary design, unmatched service and on-going support.

We'd love to have you as part of the family



The Gulf Streamers RV Club is a valuable benefit to all Gulf Stream owners. Members enjoy staying active and participating in the various rallies and caravans offered throughout the United States and Canada. The Main Stream, the club Magazine, with up-to-date product information, service tips and company highlights. Members benefit from the Emergency Road Service and Gulf Streamers Insurance options. Both are available at competitive rates with friendly, reliable service. The 10% discount program at campgrounds throughout the U.S. and Canada. As a member, you'll receive discounts at National Theme Parks and special attractions, including RV and travel guides, directories and magazines.

Gulf Streamers spend time touring attractions, enjoying fabulous meals, taking in area highlights and shows to help make the most out of your RV experience. Special rallies throughout the year include Gulf Stream supplier seminars, complimentary minor repairs by Gulf Stream technicians, Gulf Stream dealer product displays and round table discussions to voice your product improvement ideas.



POST OFFICE BOX 1005

• YOUR GULF STREAM COACH DEALER •

NAPPANEE, IN 46550

VISIT

WWW.GULFSTREAMRV.COM OR CALL **1-800-765-8787-EXT. 3288**

For more information and available options, contact your local Gulf Stream dealer, www.gulfstreamrv.com or Gulf Stream Coach, Inc. Gulf Stream Coach, Inc., reserves the right to make changes in prices, colors, materials, components and specifications and to discontinue models at any time without notice or obligation. Gulf Stream Coach, Inc., assumes no responsibility for any error in type or print reproduction of specifications or floorplans in this brochure. Photographs may show equipment or items that are optional and are not included in the purchase price of the coach. Test drive and review a current model at your nearest Gulf Stream dealer. © 2002 Gulf Stream Coach, Inc., Nappanee, Indiana U.S.A.